



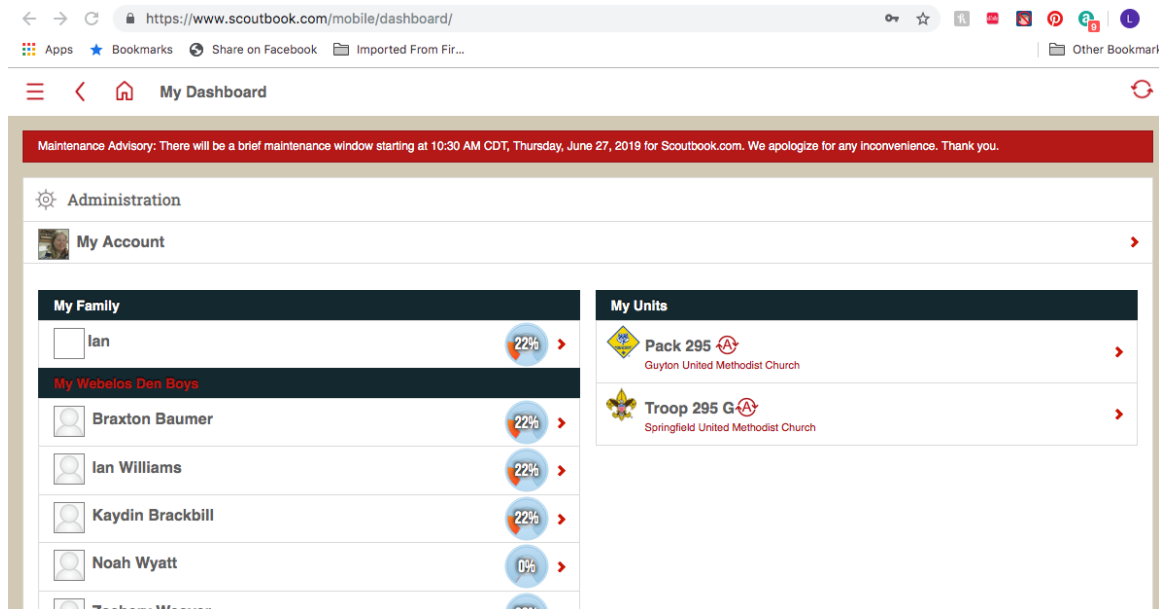
Pack 295 Advancement: Using Scoutbook

Starting for the 2019-2020, we will move to Scoutbook for advancement tracking. This will allow for each den leader to track their own adventures and advancement completions.

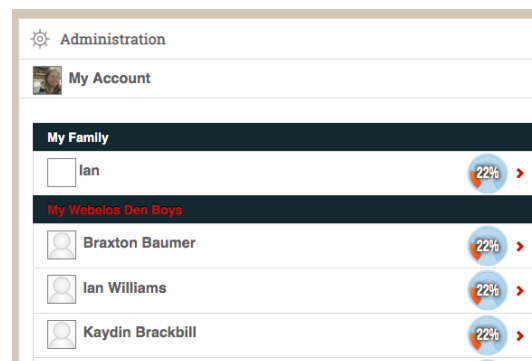
Advancements will be due Wednesday mornings the week prior to the Tuesday pack meeting. The Advancement Chair will run the purchase report from inside Scoutbook to send to council each month. All rank advancements will need to be recorded, as this will replace the report that gets filled out in person at the council office for rank patches to be issued.

Adding Advancements for your Cubs

1. When you log in to Scoutbook and see your Dashboard, you should see your den and the Cubs that are assigned to your den.



2. Select one of your Cubs to start adding advancement requirements





3. Scroll down and look for the Cub's name and "Advancement"

Upload Photo
Braxton's Membership
Braxton's Payments Log
Braxton's Connections
Braxton's Advancement
Braxton's Awards
Braxton's Leadership

4. Click the current year's rank

<input checked="" type="checkbox"/> Bear <small>Marked Completed on Feb 1, 2019 by BSA Administrator Leader Approved on Feb 1, 2019 by BSA Administrator Marked Awarded on May 17, 2019</small>	1/5/19
<input type="checkbox"/> Webelos	

5. Select the items that the Cub has earned, complete all the fields and make sure that "leader approved" has been checked and saved.

Braxton's Cub Scout Advancement Record	
<small>This report is the official BSA Individual Cub Scout Record (PDF) automatically filled out for you.</small>	
Elective Adventures (20)	
<input type="checkbox"/> Adventures in Science	
<input checked="" type="checkbox"/> Aquanaut <small>Marked Completed on Jun 9, 2019 by Lisa Scarbrough Leader Approved on Jun 9, 2019 by Lisa Scarbrough</small>	6/2/19
<input type="checkbox"/> Art Explosion	
<input type="checkbox"/> Aware and Care	
<input type="checkbox"/> Build It	



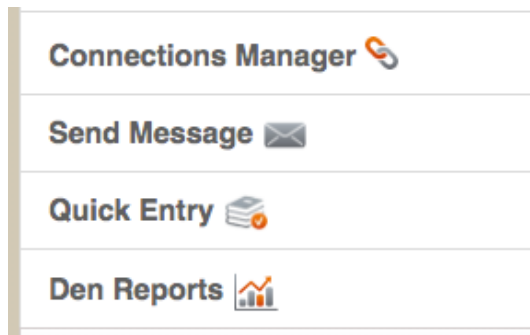
Den Quick Entry

To update the same adventures being earned by more than one Cub at the same time:

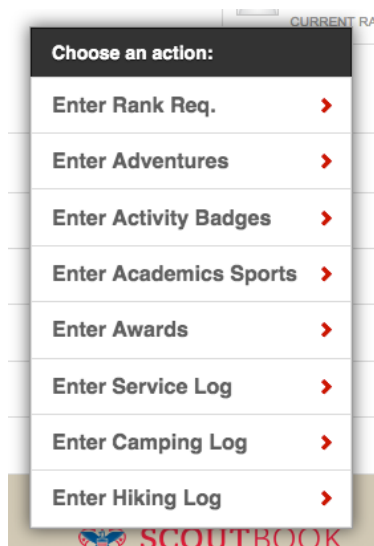
1. From "My Dashboard" click your den name (should be in red)



2. On the next page, scroll down to "quick entry"



3. Select the item you want to enter from the popup menu





4. Select which Adventure or Award

☰ < 🏠 📅 Pack 295 Den Boys Quick Entry for Adventures

Maintenance Advisory: There will be a brief maintenance window starting at 10:30 AM CDT, Thursday, June 27, 2019 for S

Quick Entry for Adventures

Now you can quickly and easily enter adventures for a single Scout or an **entire pack!**

Choose Adventure:

choose one... ▼

© 2019 Boy Scouts of America • Priv






5. On the next screen, enter the date, check the box for "Approved/Recorded," and put check marks by each of the Cubs you want to award (any Cubs who have already earned the adventure/award will have their name greyed out)

Date Completed:

📅 30

Approved / Recorded

Choose Scout(s):

<input type="checkbox"/>	 Braxton Baumer
<input type="checkbox"/>	 Ian Williams
<input type="checkbox"/>	 Kaydin Brackbill
<input checked="" type="checkbox"/>	 Noah Wyatt
<input type="checkbox"/>	 Zachery Weaver

6. Click the red "save" button on the bottom right hand of the screen

Notes/Comments: ⓘ

Save

NOTE: This action cannot be undone. If you make a mistake you must go into each Scout record to make corrections.